



DOOA
more
a platform allowing everyone to nurture plants indoors.
Feel closer to nature, and bring beauty into your life.

NEW **STYLE** OF DOOA

DOOA is a brand that thinks out of the box to offer new ways and styles of growing plants while staying ahead of the needs of the times.

It satisfies our longing for nature in unique ways, including aqua terrariums and paludariums where you can grow not only aquatic plants but also tropical plants.

The products are full of playful designs and have colorful packaging, representing fun and freedom.

DOOA will set new trends throughout the world while exploring more exciting ways to enjoy water and greenery.



SYSTEM PALUDA 30 / 60

ENCHANTING GREEN

Irresistible longing for Nature

Paludarium enables us to enjoy a piece of scenery that looks as if it was taken from the dense jungle. It fulfills our longing for nature indoors at anytime.

MIZUKUSA MIST WALL

HEAVENLY FOREST

The Misty World

Running down the wall, the mist enfold tropical plants gently and invites us to the world of fantasy.



NEO GLASS AIR

GREEN ARRANGE

Green Kaleidoscope

Plant evolution is closely tied to water, and plants take a great variety of forms and shapes.

There are so many things to be discovered even in a small tank.



TERRA BASE


CURIOSITY

Spirit of Curiosity and Inquiry

Take a close look at Terra Base, reminiscent of a tropical natural habitat.

You'll excitingly find a small orchid blooming between the moss.

DOOA NEW PRODUCTS



PALUDA LIGHT 30/60

■ Paluda Light 30
 Size W31.2×D80×H30 (cm)
 Input voltage AC100~240V 50/60Hz
 Rated Power 24W
 Power consumption 16W±10% (24 LEDs)
 Illuminance Around 15,000 Lx (Central illuminance at 10cm distance)
 Color temperature 19,000~23,000K (There are variation in color temperature due to the nature of LED)
 LED lifetime Over 30,000 hours (Actual hours may vary depending on usage environment)
 Operating temperature range 0~35°C




153-101 Paluda Light 30 (A plug)
 153-103 Paluda Light 30 (C plug)

■ Paluda Light 60
 Size W61.2×D80×H30 (cm)
 Input voltage AC100~240V 50/60Hz
 Rated Power 54W
 Power consumption 30W±10% (45 LEDs)
 Illuminance Around 15,000 Lx (Central illuminance at 10cm distance)
 Color temperature 19,000~23,000K (There are variation in color temperature due to the nature of LED)
 LED lifetime Over 30,000 hours (Actual hours may vary depending on usage environment)
 Operating temperature range 0~35°C



153-102 Paluda Light 60 (A plug)
 153-104 Paluda Light 60 (C plug)

Paluda Light is a RGB LED lighting system developed for use with System Paluda 30 and 60, which are designed mainly for growing tropical rainforest plants. Its RGB wavelength structure, that is composed of R (red), G (green), and B (blue) and determines the light quality, is significantly different from what is considered optimal for aquatic plant cultivation. It was produced based on ADA's own theory to bring out the best of blue tinted leaves unique to tropical rainforest plants, and small colorful orchid flowers. Compatible with aquarium tanks 30cm and 60cm in width.



SYSTEM PALUDA 30/60

■ System Paluda 30
 Size W30×D30×H45 (cm)
 Including aquarium tank, Mistflow box, Wabi-Kusa Mat (×9), Water circulation pump (3L/min, USB port Type-A), USB power adapter (Type-A)*, Pump stand, Outflow pipe, Noise reduction sponge (×2), High absorbent sponge, Paluda Clean PC, Sliding glass top 30, Top glass plate 30, Stainless-steel mesh cover 30, Hole cap (Ø40×2), Drainage piece, Mistflow, Mistflow Cap, Circulation Fan 40, Cascade Brush S



151-401 System Paluda 30 (A plug)
 151-403 System Paluda 30 (C plug)

※ USB power adapter does not come with System Paluda (C plug)
 ※ System Paluda 30 requires a small USB power adapter (5W1A) when used with Paluda Light 30 and Power Cord S-70.

■ System Paluda 60
 Size W60×D30×H45 (cm)
 Including aquarium tank, Mistflow box, Wabi-Kusa Mat (×18), Water circulation pump (3L/min, USB port Type-A), USB power adapter (Type-A)*, Pump stand, Outflow pipe, Noise reduction sponge (×2), High absorbent sponge (×2), Paluda Clean PC, Sliding glass top 60, Top glass plate 60, Stainless-steel mesh cover 60, Hole cap (Ø40×2), Drainage piece, Mistflow, Mistflow Cap, Circulation Fan 40, Cascade Brush S



151-402 System Paluda 60 (A plug)
 151-404 System Paluda 60 (C plug)

※ USB power adapter does not come with System Paluda (C plug)

System Paluda is a paludarium tank kit uniquely developed by ADA for growing tropical rainforest plants. It comes with a Mist box in the rear side of the tank, where the Mistflow can be installed. System Paluda recreates a high humidity environment suitable for tropical rainforest plants when used together with Circulation Fan 40 and controlled by the smart power strip, Power Cord S-70. In addition, the High absorbent sponge removes excess water from misting, accumulated at the bottom of the tank. It will allow you to simply enjoy scenery inside the tank without any distraction of view; it doesn't require the double-bottom tank structure or drain cock unlike other paludarium tanks. The amount of calcium accumulated on the glass surface can be reduced by regularly replacing Paluda Clean PC that is kept in the Mistflow Box. The tank is easy to work with because the top front glass panel slides open and the front glass door can be fully opened; System Paluda 30 comes with a single swing door and System Paluda 60 with a double door structure. The Mist box is conveniently detachable. The paludarium requires Power Cord S-70 to be controlled fully automatically.



System Paluda 30 with a single swing door

NEO GLASS PALUDA 30/60

■Neo Glass Paluda 30
 Size W30×D30×H45 (cm)
 Including aquarium tank, Sliding glass top 30, Top glass plate 30, Hole cap(Ø40×1), Drainage piece

151-405

■Neo Glass Paluda 60
 Size W60×D30×H45 (cm)
 Including aquarium tank, Sliding glass top 60, Top glass plate 60, Hole cap(Ø40×1), Drainage piece

151-406



Neo Glass Paluda 60

Neo Glass Paluda is a paludarium tank designed to grow tropical rainforest plants in a minimal way. The tank is easy to work with because the top front glass panel slides open and the front glass door can be fully opened; the 30 cm model comes with a single swing door and 60cm model with a double door structure. The air circulation of the tank, intake and outtake of air, can be easily controlled by installing the Circulation Fan 40 (sold separately) to the Fan mounting hole located on the side of the tank.

※This product is composed solely with the tank of System Paluda 30/60.



※The lighting system is sold separately. Image is for reference only.

CIRCULATION FAN 40

152-507

※USB power adapter (5V1A) is not included. Use a USB power adapter that meets local safety standards.



Terrestrial plants such as tropical rainforest plants require air circulation for healthy growth, which is especially important for epiphytic orchids growing on the trees. Circulation Fan 40 was designed for the cultivation of those tropical plants in the System Paluda 30 and 60. Unlike other small circulation fans, it can be precisely installed to an Ø40mm mounting hole and used for both air suction and exhaust depending on the mounting direction to System Paluda. By using Mistflow and having the Circulation Fan 40 operate simultaneously, an environment similar to a tropical cloud forest with flowing mist can be recreated. It is drip proof, intended to use in humid environments, and the airflow can be adjusted in 3 stages.



Installation example

CO₂ SYSTEM KIT

Including DOOA CO₂ Regulator, CO₂ Forest Bottle, CO₂ Count Diffuser, CO₂ Metal Hook, Ball valve(White), Pressure-resistant tube (Clear 1m), Silicone tube (White 1m), Check Valve, Suction cups (Medium×2, small×4), Pipette

154-101

※Compatible with aquarium tank glass thickness up to 6mm



A basic CO₂ injection kit consisting of DOOA CO₂ Regulator (fixed at 0.3 (±0.1) MPa) and CO₂ Forest Bottle. It also contains CO₂ Count Diffuser, Ball Valve and CO₂ Metal Hook, and is compatible with small tanks from DOOA System Terra 30 and System Aqua 30 to W60cm tanks. The CO₂ system can be stylishly hung on the tank wall using minimum space.



Installation example

JUNGLE SOIL

■Recommended amount / Neo Glass Air
 15×15×25 (cm), 15×15×30 (cm)
 Jungle Soil: 700mL bag×1
 20×20×20 (cm), 20×20×35 (cm), 30×18×12 (cm)
 Jungle Soil: 700mL bag×2
 30×30×45 (cm)
 Jungle Soil: 3L bag×1 + 700mL bag×1

■ Recommended amount / System Paluda 60
 Jungle Soil: 3L bag×2

■ Recommended amount / System Paluda 30
 Jungle Soil: 3L bag×1

157-003 700mL
 157-005 3L



It's a new planting substrate for paludarium use. Jungle Soil promotes a healthy, "living" substrate environment, combining natural black soil with soil microorganisms and anthracite, which are beneficial for plant growth.

JUNGLE BASE

■Recommended amount / Neo Glass Air
 15×15×25 (cm), 15×15×30 (cm)
 Jungle Base: 200mL bag×1
 20×20×20 (cm), 20×20×35 (cm), 30×18×12 (cm)
 Jungle Base: 200mL bag×2
 30×30×45 (cm)
 Jungle Base: 1L bag×1

■ Recommended amount / System Paluda 60
 Jungle Base: 1L bag×2

■ Recommended amount / System Paluda 30
 Jungle Base: 1L bag×1

157-002 200mL
 157-004 1L



Jungle Base is a substrate material which maintains good soil breathability. Spread it on the bottom of the tank and then add Jungle Soil over it. Use 200mL of Jungle Base for every 700mL bag of Jungle Soil.

TERRA LINE

156-201 200m



Terra Line is a special thread product for securing plants, such as epiphytic orchids, to driftwood. Because it is synthetic fiber, it will not melt and break even when used in watery areas. So it can firmly secure plants with less rooting ability and plants that need a lot of time to take roots.



Product in use

TERRA TAPE

156-202 6m



Terra Tape is a water retentive tape which absorbs water when wrapped around driftwood and keeps the driftwood from drying out. It creates a favorable environment for epiphytes such as moss. The tape is in DOOA's original color that assimilates to the color of driftwood. This self-adherent tape is easy to work with as it can be easily cut by hand and there is no need to tie a knot. It is very useful for aqua terrarium and paludarium.



Product in use



MIZUKUSA MIST WALL 60

Size W37×D10.3×H33.8 (cm)
 Accessories Outflow Pipe 60 (Ø10)
 Terra Inflow Pipe 60 (Ø13)
 Wabi-Kusa Mat (12 pcs.)
 Suction clip (Ø13)
 O-ring (4 pcs.)

152-701

※The recommended filter is Super Jet Filter ES-150 Ver.2 (flow rate: 3.5L/min) .

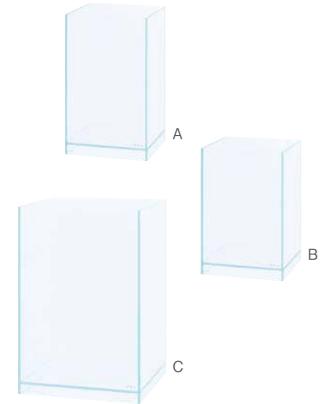
This is an advanced edition of the Mizukusa Wall, designed for the plant cultivation using Wabi-Kusa Mat on the wall. The Flow box, where the Mistflow is installed, is newly added to the top of the main unit to let mist run down the wall surface. As a result, not only visual effects but also the hydration of plants are improved while making it easier to grow humidity-loving plants. Compatible with aquarium tank glass thickness up to 6mm.



MIZUKUSA MIST WALL STAND 60

152-704

A designated stand to install Mizukusa Mist Wall 60 on the Neo Glass Terra (H23) or W60cm tanks. Made of stainless-steel.



NEO GLASS AIR

■NEO GLASS AIR
 151-206 A : W20×D20×H35 (cm)
 151-207 B : W20×D20×H30 (cm)
 151-208 C : W30×D30×H45 (cm)

■Neo Glass Cover
 152-319 30×30 (cm)

Neo Glass Cover
 30×30 (cm)

Along with the launch of Terra Base S and L, the new sizes are added to the Neo Glass Air series. The W30×D30×H45 (cm) tank is designed for use with Terra Base L and large enough to showcase medium-size epiphytes. These tanks are useful not only for Terra Base and paludariums but also planted aquariums as they can be filled with water. The designated glass cover corresponds to the tank size W30×D30 (cm). Comes with antiskid stickers.



SYSTEM STAND 35

Size W35×D35×H45 (cm)
 Weight Approx. 12kg

152-002 Black
 152-003 White

※Installation example with System Terra 30

It is a simple steel aquarium cabinet for small tanks less than 30cm in width, including System Aqua 30 and System Terra 30. Perfect height for viewing while sitting on the floor. It can store a small size filter, liquid fertilizers and electrical cords neatly to make it look nice and tidy. DOOA logo is pierced at the right bottom of the stand.



STEEL CABINET for MIZUKUSA MIST WALL 90

■Steel Cabinet for Mizukusa Mist Wall 90
 Size W90×D50.6×H227 (cm)
 Weight Approx. 80kg

152-705

※Made-to-Order takes over 4 weeks
 ※Mizukusa Mist Wall 90, Solar RGB, Cube Garden and Light Screen are not included.
 ※The recommended filter is Super Jet Filter ES-600 (flow rate: 5.5 - 6.0L/min) Require 2 units for both the wall and the underwater sections.

■Mizukusa Mist Wall 90
 Size W83×D10.5×H42.7 (cm)

152-702

※Mizukusa Mist Wall 90 cannot be installed inside the Cube Garden (W90cm).

It is an aquarium cabinet for a W90×D45×H45(cm) aquarium tank, integrated with hanging bars for installing Mizukusa Mist Wall 90 and lighting systems such as Solar RGB (ready-to-assemble). The cabinet has caster wheels and adjusters which are excellent in work efficiency when installing and moving the aquarium system. The cabinet steel panels are detachable.



STEEL CABINET for MIZUKUSA MIST WALL 120

■Steel Cabinet for Mizukusa Mist Wall 120
 Size W120×D55.6×H227 (cm)
 Weight Approx. 100kg

152-706

※Made-to-Order takes over 4 weeks
 ※Mizukusa Mist Wall 120, Solar RGB, Cube Garden and Light Screen are not included.
 ※The recommended filter is Super Jet Filter ES-600 (flow rate: 5.5 - 6.0L/min) for the wall section, and Super Jet Filter ES-1200 (flow rate: 16.0 - 19.0L/min) for the underwater section.

■Mizukusa Mist Wall 120
 Size W113×D10.7×H51.7 (cm)

152-703

※Mizukusa Mist Wall 120 cannot be installed inside the Cube Garden (W120cm).

Steel Cabinet for Mizukusa Mist Wall 120 is a W120×D50×H50 (cm) aquarium tank system to enjoy Mizukusa Mist Wall 120 with various plants. A cabinet and a hanging pipe frame to install Mizukusa Mist Wall 120 and lighting equipment such as Solar RGB are integrated (assembly required). The cabinet has caster wheels and adjusters which are excellent in work efficiency when installing and moving the aquarium system.

TERRA BASE

151-600 S : Ø10×H16 (cm)
 151-601 M : Ø10×H23 (cm)
 151-602 L : Ø11.6×H28 (cm)



Example of Use



Terra Base is a ceramic vase devised to enjoy small orchids, ferns and moss growing on a tree trunk in tropical rainforests in a condition close to their natural habitat. It holds water, and the water slowly seeps out on the surface. As a result, it creates a humid environment that plants such as moss prefer. There are 3 sizes available such as S, M, and L. Besides enjoying just one by itself, it can be enjoyed by combining with Neo Glass Paluda 60. A new way to enjoy epiphytes is proposed with Terra Base.

TERRA PLATE

■ Terra Plate
 152-651

■ Terra Plate Hook
 152-652

※Made of stainless steel



Example of Use



Terra Plate is a ceramic plate for epiphytes, made of the same material as Terra Base. Because the surface is moderately rough, it is easy for epiphytes to attach. Moreover, because of the high absorbency, it is excellent at adjusting humidity. It is ideal for growing small orchids and Tyransia. There are ditches on the back for maintaining good breathability when laying it flat. It can be hung with Terra Plate Hook.

MISTFLOW

152-501 Mistflow (A plug)
 152-503 Mistflow (C plug)



Mistflow is an ultrasonic fog generator mainly installed to wall greening systems such as DOOA System Terra 30. Besides maintaining appropriate humidity, the way mist is generated creates stage effects. 3 replaceable vibration plates are included.

MISTFLOW CAP

152-506

Mistflow Cap
When installed to Mistflow

Mistflow Cap is an optional part to be attached to Mistflow (ultrasonic fog generator). It controls water splash when Mistflow is in operation. When using Mistflow with DOOA System Paluda series, this product should be used. It can be also used for Aqua Terrarium if desiring to have fog on the water surface. It is not compatible with the Mizukusa Mist Wall series.

AQUA CLEAN AC

152-314 (2 pack set)



Example of Use



Aqua Clean AC is a replaceable absorption filtration media pack that removes yellowing of water, organic matter and phosphoric acid with the function of high performance activated carbon and activated alumina, and controls algae growth. Lightly rinse the product with water, set it to the water passage in a filtration tank and use. When the absorption effect disappears, replace it promptly.

PALUDA CLEAN PC

152-320 50mL/pack (2 pack set)

※About 50L of treated water can be made with one pack (when TH of tap water is 100mg/L) .
 ※The treated water is soft water less than TH: 10mg/L (It is not pure water) .
 ※As a guide, it is advised to change it once a month for the System Paluda series (It may change depending on the tap water qualities or how frequently water is added) .
 ※Because the amount of treatable water significantly changes depending on the tap water quality(TH), it is recommended to check it with Pack Checker TH on a regular basis.

When water droplets from Mistflow or spray are left and dried on glass surfaces of paludarium, white stains (water scale) will be left. Because the white stain is derived from calcium and magnesium dissolved in the water, the higher the total hardness (TH) in the water is, the more likely it causes white stains. Paluda Clean PC is a replaceable absorption filtration media pack for removing dissolved calcium and magnesium from the water with the function of cation exchange resin, and for preventing the white stains (water scale) . A pack of the product should be added to Mistflow Box (water tank) of the System Paluda. And water treated with this product in a separate container such as a pitcher can be used for spraying.



Example of Use

**GLASS POT MARU**

151-301 Ø95×H146 (mm)



Glass Pot Maru is a glass pot with a lid newly added to the DOOA brand, made of the same material as other ADA glass products. The cultivation of small plants that prefer humidity and mini terrarium with moss can be easily enjoyed.



BIO MIZUKUSA NO MORI (Liquid medium)



[Liquid medium] With liquid medium, aquatic plants can be subdivided and planted as they are (no need to rinse with water).

Nowadays, tissue culture aquatic plants represented by "BIO Mizukusa no Mori" have been the mainstream sales form. However, the culture medium has been progressed from solid(agar)to liquid medium(agar free). There are production advantages to promote rooting and growth rate of plants with the "agar free" plants, and for better color development. For aquatic plants, there are also many advantages. For example, leaves do not get dry. Aquatic plants adopt well underwater. And more than anything, there is no need to remove medium when creating layouts. ADA's "BIO Mizukusa no Mori" continues to further evolve.

JUNGLE PLANTS

Living products newly added to the lineup are Jungle Plants. For the Jungle Plants, amphibious aquatic plants that naturally grow in tropical rainforests and plants filled with wild beauties that prefer humid environment such as small epiphytic orchids, Begonias, ferns and Araceae. There are various forms of living products available depending on how leaves look and natures of plants. ADA plans to release new types of plants and new forms of living products in the future.



Jungle Plants (LC)



Jungle Plants (Orchids)



Jungle Plants (MK)



Jungle Plants
Dinema polybulbon



Jungle Plants
Mediocalcar decoratum "Orange"



Jungle Plants
Bulbophyllum ambrosia



Jungle Plants
Echinodorus argentinensis



Jungle Plants
Echinodorus Joyo Red Star



Jungle Plants
Microsorium sp. "Trident"



Jungle Plants
Lagenandra meeboldii "Green"



Jungle Plants
Anubias barteri "Coffeefolia"



Jungle Plants
Pellionia repens



Jungle Plants
Sonerila sp. "Phang Nga"



Jungle Plants
Bucephalandra sp. "sintang"



WABI-KUSA Mat
Begonia lichenora



GREEN MANNERS

Aquatic plants and jungle plants - these greeneries satisfy our curiosities and inquiring minds. In many cases, they are not native to the local environment as many of them find their origins in tropical regions. ADA proposes "Green Manners" in order to continue enjoying greeneries in the future.

Prevent non-native species from spreading into the environment. Always be aware of their environmental impacts.

The Environmental Impacts of Plants

Aquatic plants and houseplants can unexpectedly affect the original ecosystem once they escape into the natural environment. The plants should be enjoyed and kept inside aquarium tanks after purchase.

The Immediate Environment You Can Protect

Highly productive plants such as aquatic plants can give a great impact to the natural world even with a piece of leaf or stem made from trimmings. It is important to take available measures to dispose of them properly, such as using a mesh sewer filter in the sink.

※We can prevent the plants from getting into the environment through sewers and drains by putting a fine mesh filter in the sink and on the hose. We shall keep our plants away from the natural environment, while having consideration for the environment.

